



Bharat Petroleum Corporation Ltd.

Investor Presentation

December 2019

**Energising
Business**

**Energising
Society**

**Energising
Environment**

Ek boond paani
"Project BOOND"



Disclaimer

No information contained herein has been verified for truthfulness completeness, accuracy, reliability or otherwise whatsoever by anyone. While the Company will use reasonable efforts to provide reliable information through this presentation, no representation or warranty (express or implied) of any nature is made nor is any responsibility or liability of any kind accepted by the Company or its directors or employees, with respect to the truthfulness, completeness, accuracy or reliability or otherwise whatsoever of any information, projection, representation or warranty (expressed or implied) or omissions in this presentation. Neither the Company nor anyone else accepts any liability whatsoever for any loss, howsoever, arising from use or reliance on this presentation or its contents or otherwise arising in connection therewith.

This presentation may not be used, reproduced, copied, published, distributed, shared, transmitted or disseminated in any manner. This presentation is for information purposes only and does not constitute an offer, invitation, solicitation or advertisement in any jurisdiction with respect to the purchase or sale of any security of BPCL and no part or all of it shall form the basis of or be relied upon in connection with any contract, investment decision or commitment whatsoever.

The information in this presentation is subject to change without notice, its accuracy is not guaranteed, it may be incomplete or condensed and it may not contain all material information concerning the Company. We do not have any obligation to, and do not intend to, update or otherwise revise any statements reflecting circumstances arising after the date of this presentation or to reflect the occurrence of underlying events, even if the underlying assumptions do not come to fruition.

Table of Contents

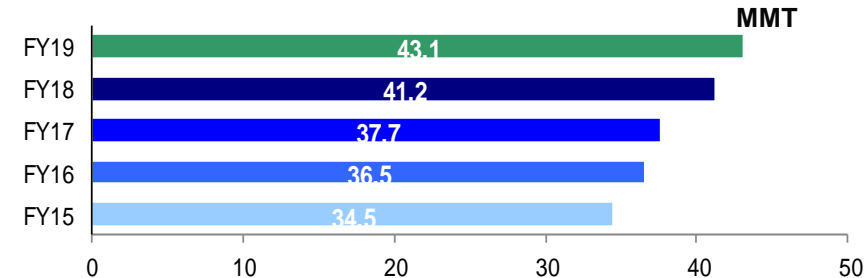
1.	Corporate Overview	4
2	Business Overview	8
3.	Industry Overview	23

1. Corporate Overview

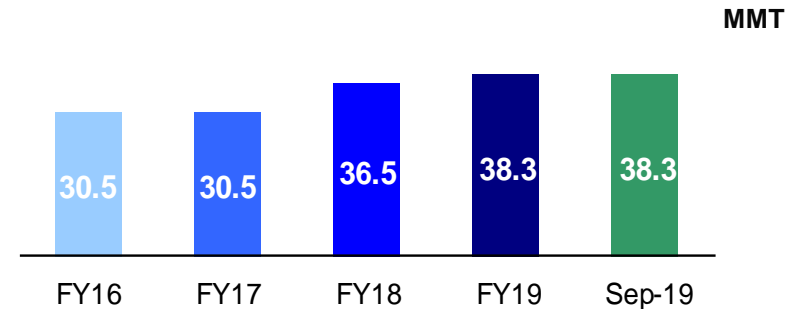
Introduction

- India's 6th largest company by turnover over INR 3,376 bn in FY19 and INR 2,773 bn in FY18
- India's 2nd largest Oil Marketing Company (OMC) with domestic sales volume of over 43.07 MMT in FY19 and 41.21 MMT in FY18
 - Domestic market share of 21% during FY19
- Majority Govt. of India shareholding of 53.29% and explicit Govt. support through under-recovery compensation mechanism
- # 275 ranking on Fortune 2019 global list; ranks 6th among the only seven Indian companies on the list
- The Govt. of India conferred BPCL with "MAHARATNA" status in Sep 2017
- Well positioned to meet market demand across India through Strategically located Refineries and Marketing Infrastructure
- Successful foray into upstream business.
- Ratings at par with the Sovereign
 - Baa2 (Outlook Negative) – Review for Downgrade by Moody's / BBB- (Outlook Stable) by Fitch

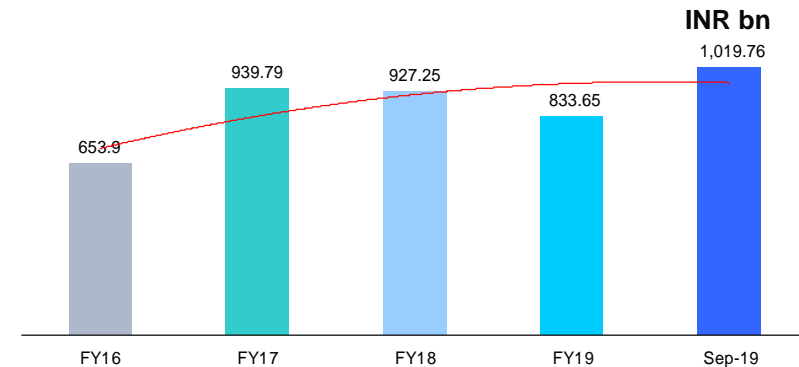
Market Sales



Refining Capacity



Market Capitalization ^



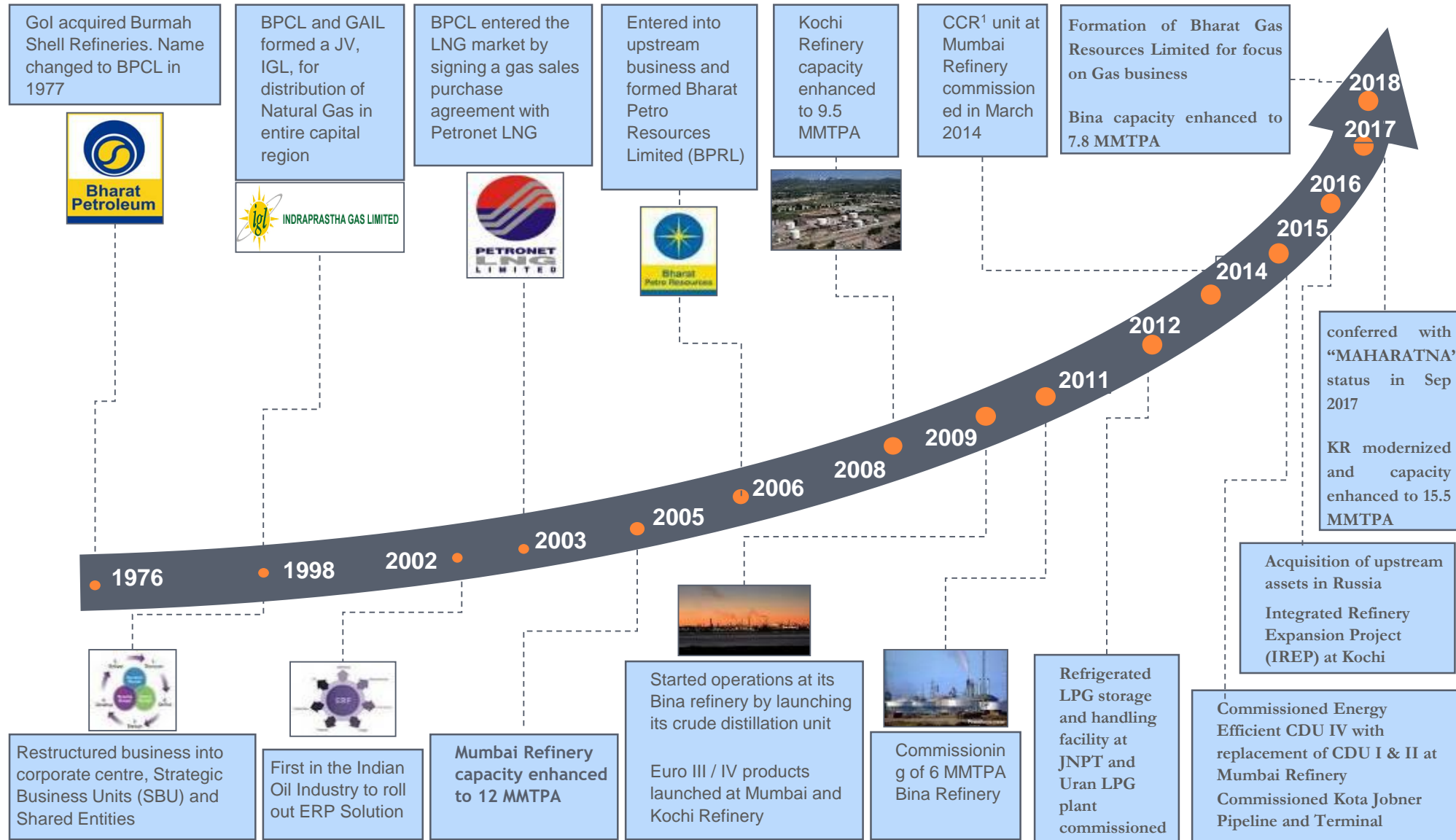
^ Market capitalization figures as on period end

FY means Financial year ending 31st March

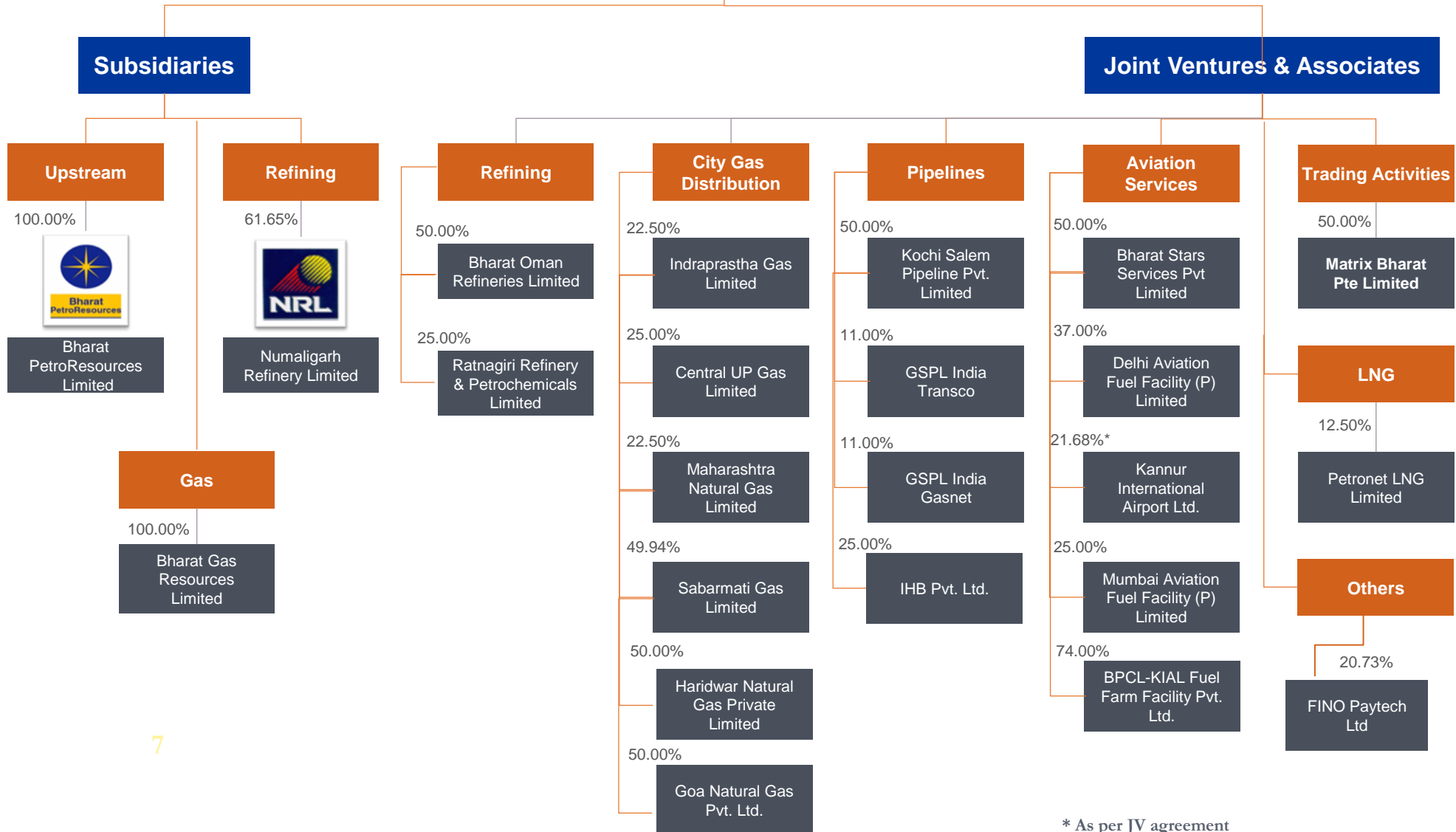
Source: National Stock Exchange

India's Leading Oil and Gas Company with presence across the Hydrocarbon Value Chain

Important Milestones



Major Subsidiaries/ JVs










* As per JV agreement

2. Business Overview

Diversified Product Offering and Presence Across Value Chain

BHARAT PETROLEUM CORPORATION LIMITED

Refinery	Retail	LPG	Industrial/ Commercial	Aviation	Lubricants	Gas
 <ul style="list-style-type: none"> Refining capacity of 38.3 MMTPA 15% of the country's refining capacity 	 <ul style="list-style-type: none"> 25.77% market share¹ 14,802 retail outlets 77 depots /installations 	 <ul style="list-style-type: none"> 25.67% market share¹ Currently 6,011 distributors 52 LPG bottling plants 	 <ul style="list-style-type: none"> Currently 8,000+ customers 	 <ul style="list-style-type: none"> 24.94% market share¹ in ATF 56 Aviation service stations 	 <ul style="list-style-type: none"> 22.29% market share¹ Currently 16,000 customers More than 1000+ grades of products 	 <ul style="list-style-type: none"> 50+ major LNG customers
<ul style="list-style-type: none"> Strategically located refineries 	<ul style="list-style-type: none"> Pan India presence across products 	<ul style="list-style-type: none"> Various Innovative offerings with ventures in allied business 	<ul style="list-style-type: none"> Reliable, innovative and caring supplier of I&C products 	<ul style="list-style-type: none"> Present at all the major gateways and airports for into plane services 	<ul style="list-style-type: none"> Major OEM tie ups such as Tata Motors, Honda, Genuine Oil, TVS etc. 	<ul style="list-style-type: none"> Emerging Markets
<ul style="list-style-type: none"> Four refineries in Mumbai, Kochi, Numaligarh and Bina 	<ul style="list-style-type: none"> Pioneer in branded retail outlets, branded fuels ex: Speed 	<ul style="list-style-type: none"> Current customer base of 68mn incl. retail and bulk 	<ul style="list-style-type: none"> Pioneer in IT integration and Supply Chain Management 	<ul style="list-style-type: none"> Fuel Farm Operations through MAFFFL and DAFFL 	<ul style="list-style-type: none"> Product customization 	<ul style="list-style-type: none"> 100% subsidiary BGRL for focus on Gas business City gas distribution networks in 10 cities + 13 new GAs

1. Market share includes sale by PSU as well as private oil marketing companies. All figures as of 30th September 2019

2. Source : Ministry of Petroleum and Natural Gas.

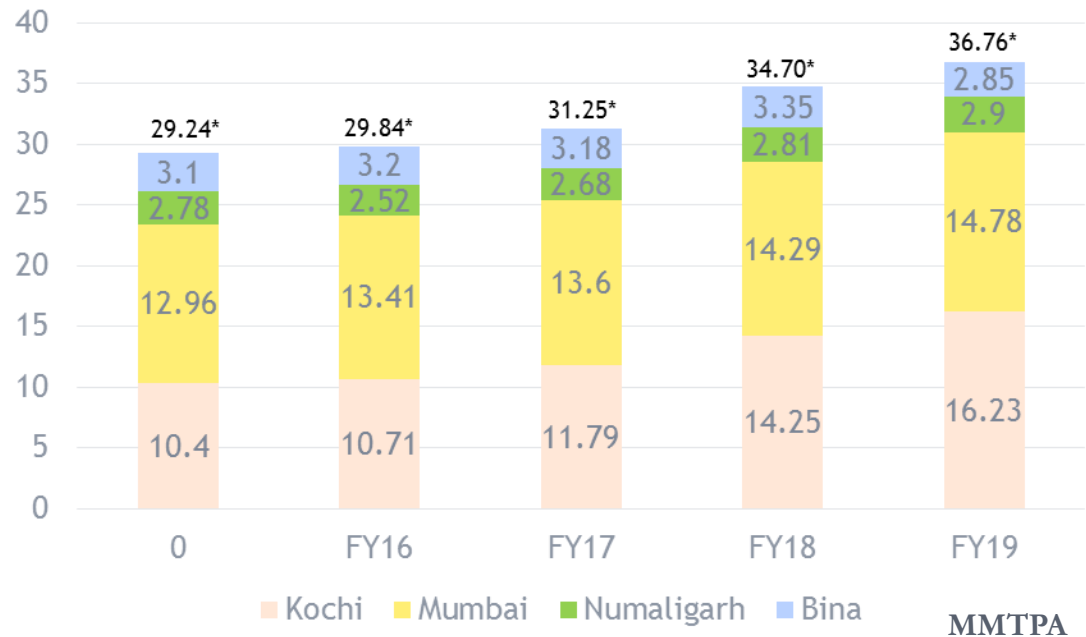
Refining Coverage

Installed Capacity

Refining Capacity



Refining Throughput



- Capacity Utilization consistently above nameplate capacities
- State of the art refinery at Bina

* Bina Refinery throughput is considered proportionately because it's a 50:50 JV

Four Strategically located refineries across India

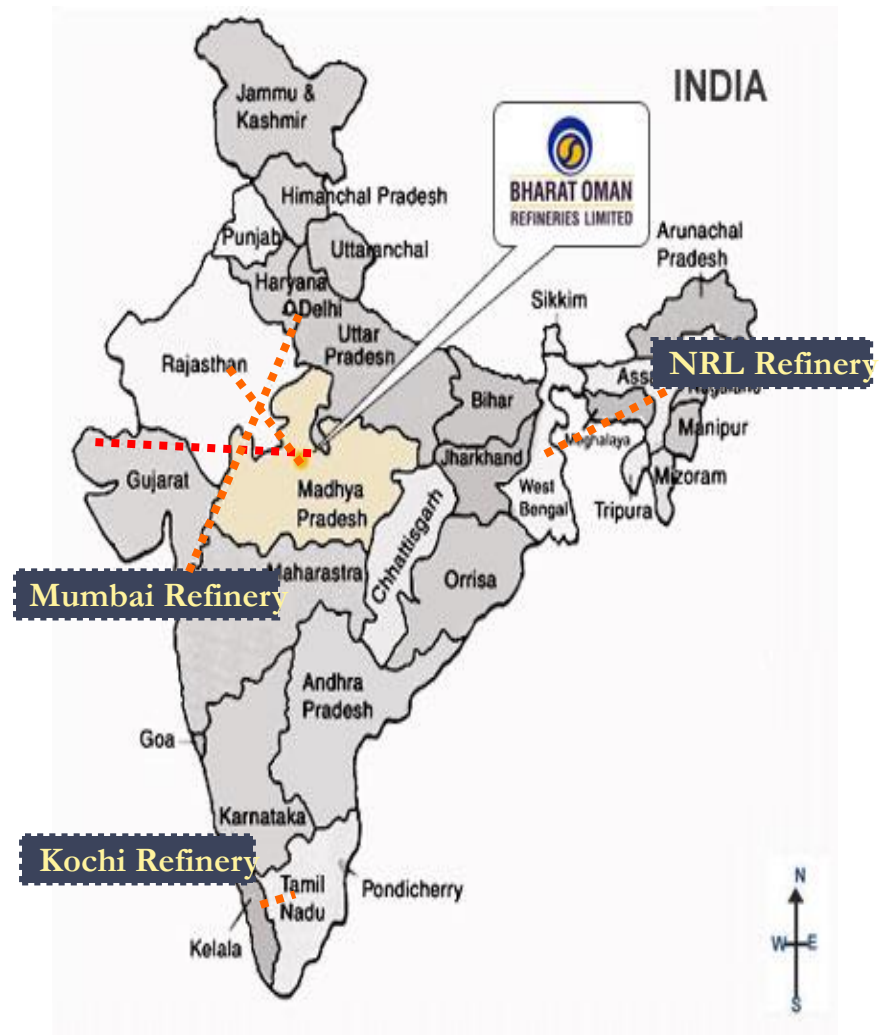
Refinery Utilization rates above name-plate capacities

935-km cross country pipeline to source crude to BORL

Bina Refinery

- Bharat Oman Refineries Limited (BORL) - BPCL Interest 50% with 7.8 MMT Refining capacity at BINA
- State of art technologies - High Nelson Complexity Index 11.5
- Associated Facilities - SPM, Crude Oil Terminal, 935-km cross country crude oil pipeline from Vadinar to Bina (VBPL)
- Bina Kota Pipeline for evacuation of products
- Low cost capacity expansion from 6 MMTPA to 7.8 MMTPA
- GRM of \$6.2/bbl during H1FY20 and \$9.8/bbl during FY19

Pipelines :



Bina refinery to consolidate refining portfolio required to support downstream retailing market in Northern and Central India

Numaligarh Refinery

- Numaligarh Refineries Limited (NRL) - BPCL Interest 61.65% with 3 MMT Refining capacity in the north-eastern state of Assam
- Largest producer of paraffin wax in the country
- GRM of \$9.63/bbl during H1FY20 and \$11.8/bbl during FY19

Expansion Plans

- Capacity expansion from from 3 to 9 MMTPA
- Total Project Cost of Rs.22,594 crores
- Integrated with an 8 MMTPA 1,398 km crude pipeline from Paradip to Numaligarh
- Integrated with a 6 MMTPA 650 km product pipeline from Numaligarh to Siliguri

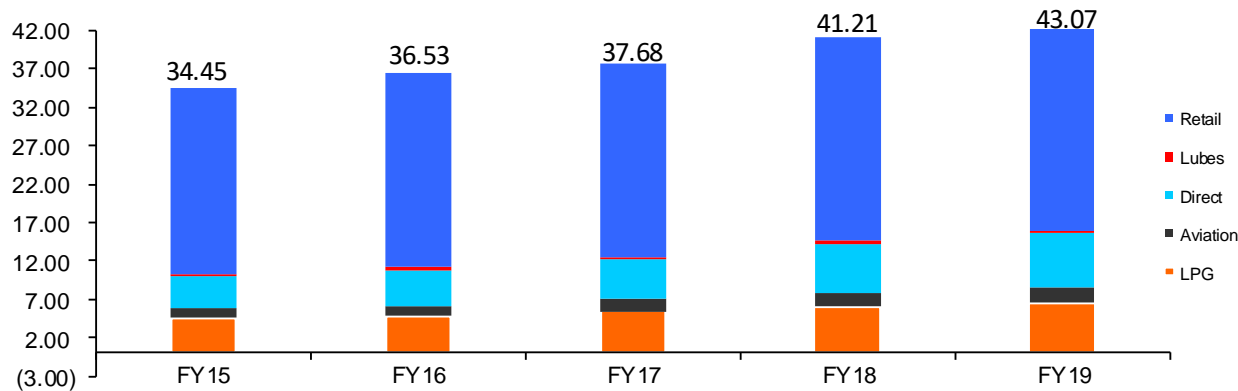
Other Projects

- Diesel Hydrotreater Project with capex of Rs.1031 crores completed in Jan 2018
- Bio-refinery through JV planned at a cost of Rs.1,259 crores at Numaligarh
- 129.5 km India Bangladesh Product Pipeline at a cost of Rs.346 crores including Government Grant-in-Aid of Rs.285 crores

Numaligarh refinery to consolidate refining portfolio required to support downstream retailing market in North-eastern India

Marketing Operations and Efficiencies


SBU Market Sales (MMT)



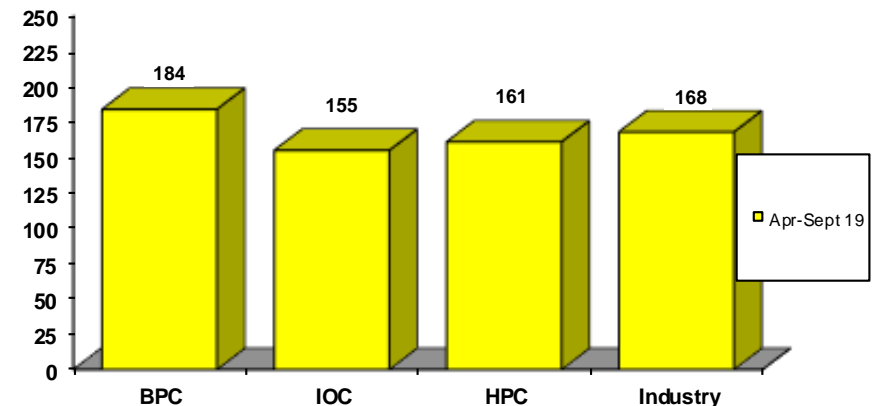
Retail Market Share of MS & HSD *

- MS > 28.62%
- HSD > 28.94%

LPG Bottling Plant Capacity (TMTPA)



Thru'put per Outlet BPC Vs. Industry (KL/month)



* Market share is PSU Market share on Sept 19

Leading Player with a Diversified product portfolio and a well-established Marketing and Distribution network

Ongoing projects – thriving to be self sufficient integrated source of fuel supply

- Kochi Refinery – MS Block Project for Euro VI grade gasoline
- Mumbai Refinery – Gasoline Hydro-treatment Unit
- Kochi – Diversification into Niche Petrochemicals – Propylene Derivatives Petrochemical Project (PDPP)
- Retail : Network expansion with infrastructure growth and upgradation
- LPG import terminal at Haldia, West Bengal
- Bina Kanpur Product Pipeline

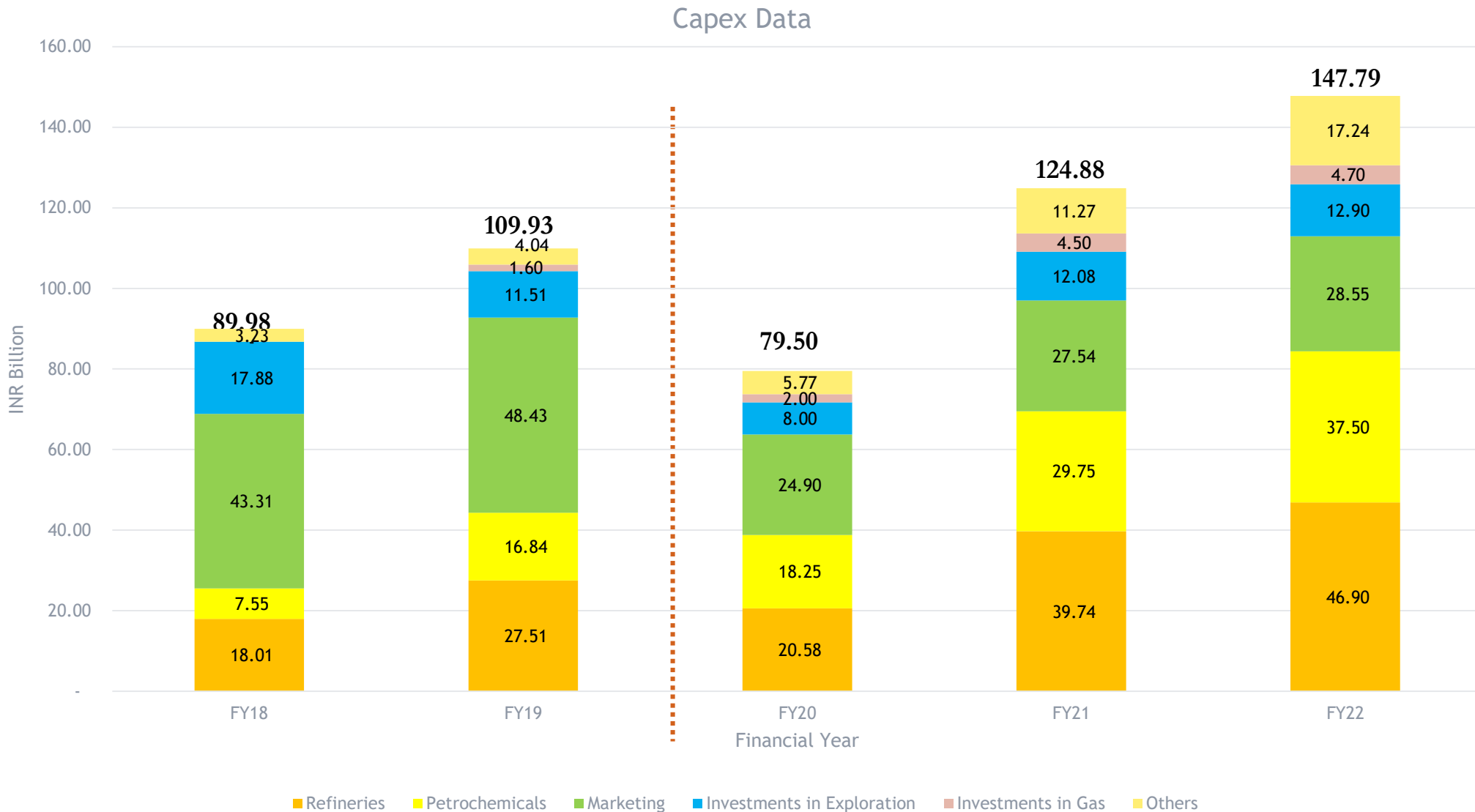
Significant Expansion in Downstream & Marketing network to drive future growth

Upcoming projects

- Investments in Mozambique – FID completed
- Refineries – Upgrade/ Expansion / De-bottlenecking
- NRL Refinery –Capacity Expansion from 3 MMTPA to 9 MMTPA
- Investments in Gas – 11 GAs in 9th round and 2 GAs in 10th round
- Expansion of marketing infrastructure across all business verticals
- Bio-refinery at Bargarh, Bina and Bhandara
- Polyol Project at Kochi
- New facilities at Rasayani near Mumbai
- 6000 new retail outlets in the next three years

More expansions in Upstream, Downstream business & Marketing network

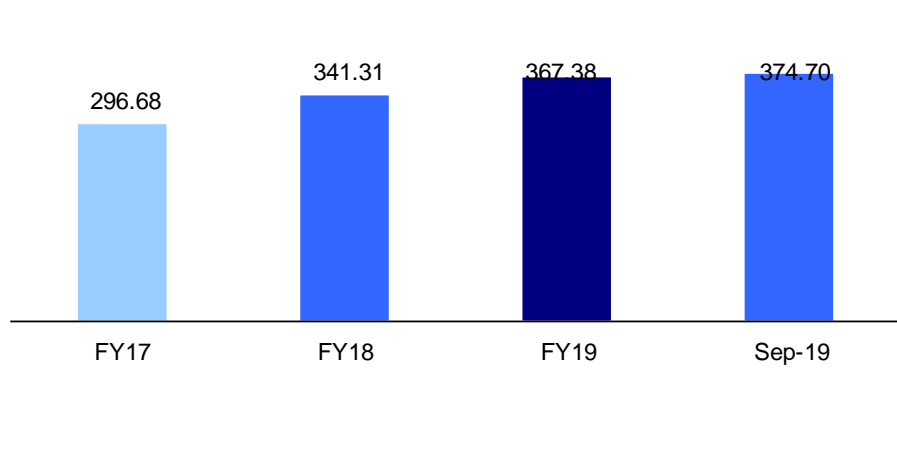
Capex Strategy



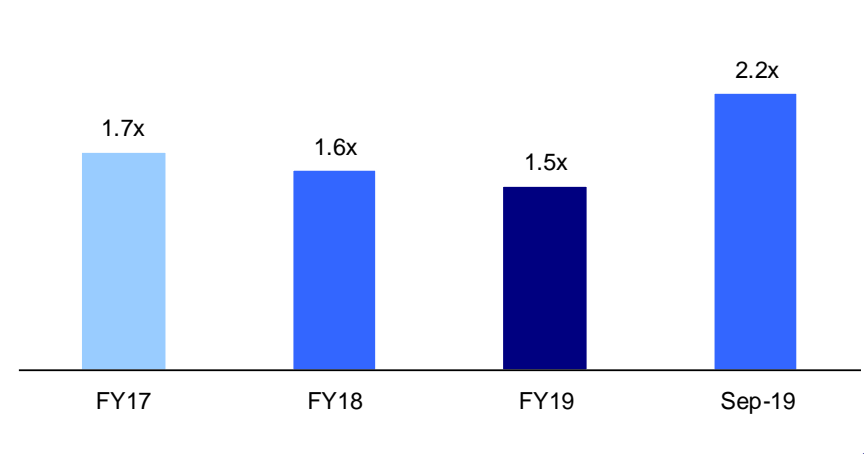
Significant Expansion in Upstream and Downstream business to drive future growth

Improved Financial Performance

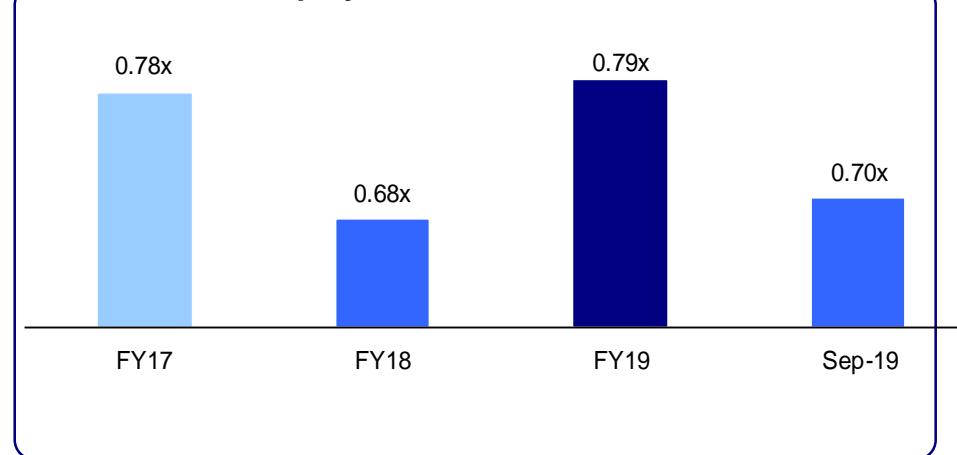
Net Worth (INR bn)



Total Debt / EBITDA

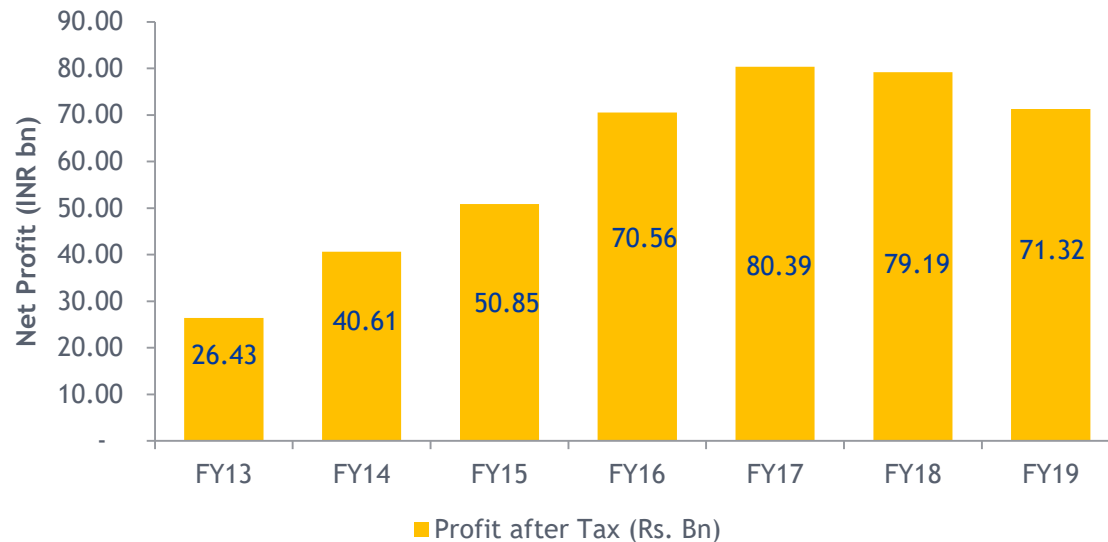


Total Debt / Equity

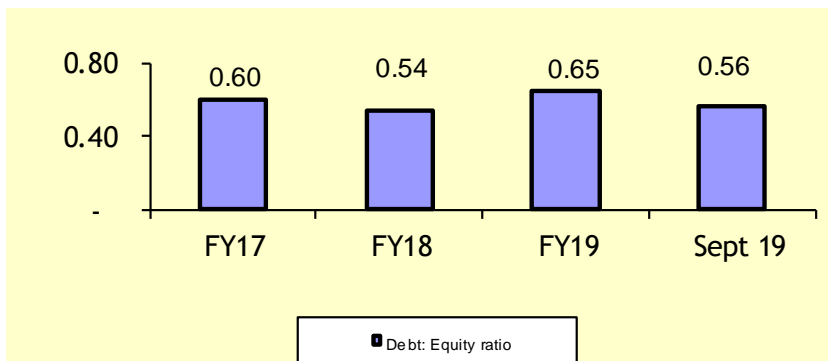


Stable Earnings and Sound Financial Leverage driving Credit Strength

Improved Financial Performance

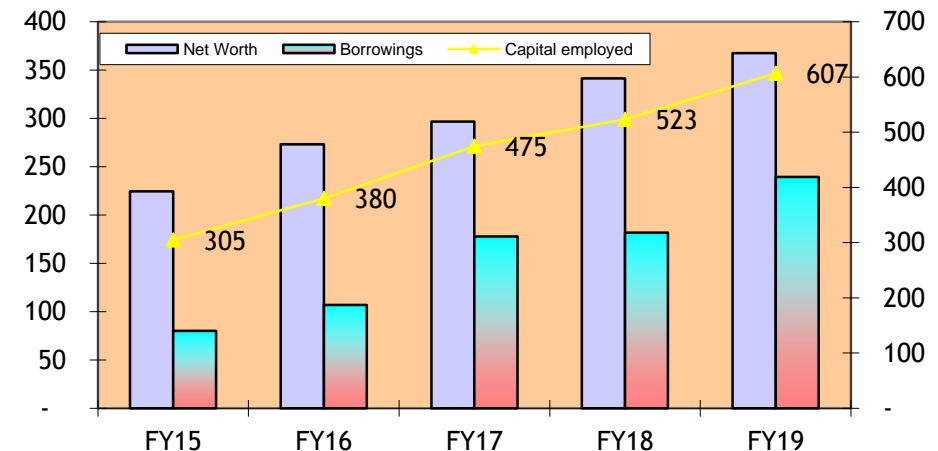


Adjusted Debt-Equity Ratio ⁽¹⁾



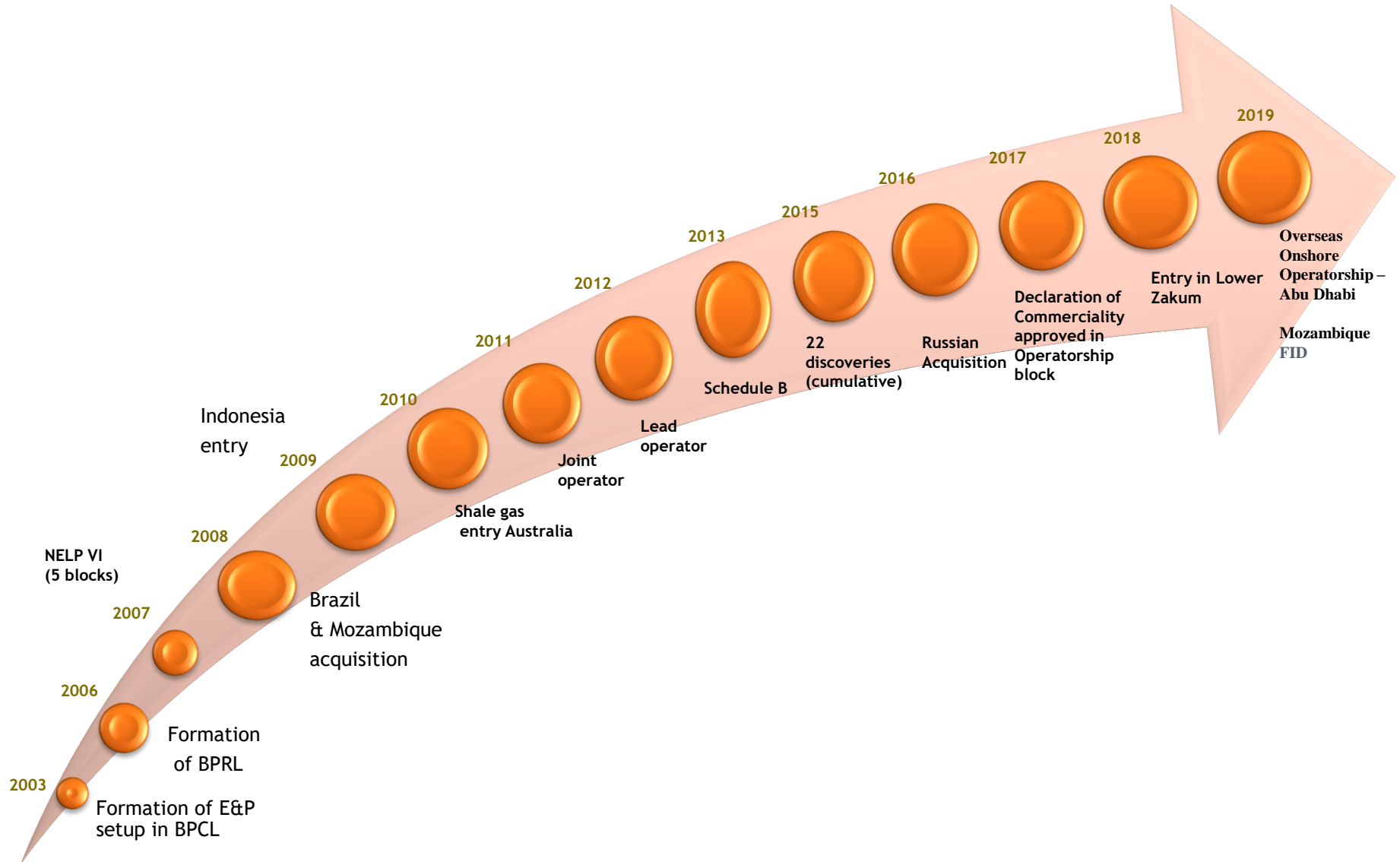
(1) Adjusted for bonds outstanding as on period end

Adjusted Capital Employed (INR Billion) ⁽¹⁾

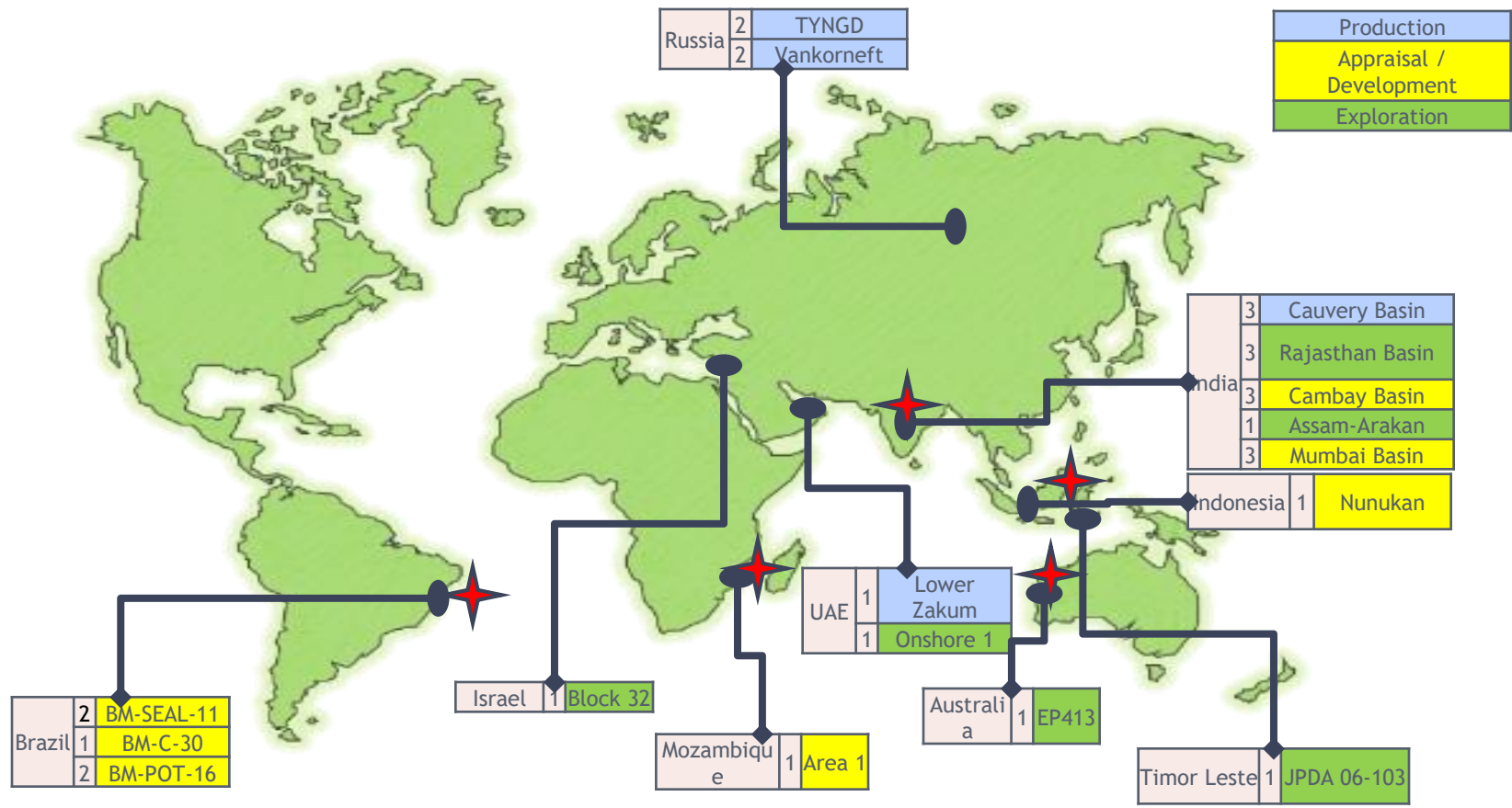


Stable Earnings and Sound Financial Leverage driving Credit Strength

BPRL's Upstream Story over the years.....



Upstream Global Spread



 **Discovery Location**

26 Exploration Discoveries

Global Upstream Footprint

Partnership with established Oil and Gas operators expected to generate optimal returns for BPCL.

Within India

Exploration Block	Operator	BPCL Stake	Partners
NELP—IV			
CY/ONN/2002/2	ONGC	40.0%	ONGC
NELP—VI			
CY/ONN/2004/2	ONGC	20.0%	ONGC
NELP—VII			
RJ/ONN/2005/1	HOEC, BPRL	33.33%	IMC
NELP—IX			
CB/ONN/2010/11	GAIL, BPRL	25.0%	EIL, BIFL, MIEL
AA/ONN/2010/3	OIL	20.0%	ONGC
CB-ONN-2010/8	BPRL, GAIL	25.0%	EIL, BIFL, MIEL
MB-OSN-2010/2	OIL	20.0%	HPCL
DSF 2016			
6 Blocks	BPRL	100.0%	-

Indonesia

Exploration Block	Operator	BPCL Stake	Partners
Nunukan PSC, Tarakan Basin	Pertamina	12.5%	Videocon Industries

Brazil

Exploration Block	Operator	BPCL Stake ¹	Partners
BM-SEAL-11 (2 blocks)	Petrobras	20.0%	Videocon
BM-C-30 (1 block)	BP	17.85%	Videocon, Total
BM-POT-16 (2 blocks)	Petrobras	10.0%	Videocon, Petrogal, BP

Mozambique

Exploration Block	Operator	BPCL Stake	Partners
Mozambique Rovuma Basin	Total	10.0%	PTTEP, Mitsui and Co., ENH, OVL-OIL

United Arab Emirates

Block	Operator	BPCL Stake	Other Partners
Lower Zakum	ADNOC	3%	CNPC, INPEX, ENI, Total, Falcon Oil ³ , IOCL
Onshore 1	Urja Bharat	50%	(50:50 SPV of BPRL & IOCL)

Australia and East Timor

Exploration Block	Operator	BPCL Stake	Partners
JPDA 06-103	Oilex	20.0%	GSPC, Videocon, Japan Energy, Pan Pacific Petroleum
EP-413	Norwest Energy	27.8%	AWE Perth Pty Limited

Russia

Block	Operator	BPCL Stake ²	Partners
Vankorneft (2 Blocks)	Vankorneft	7.887%	Rosneft, OIL, IOCL, ONGC
TAAS- Yuryakh (2 Blocks)	TYNGD	9.867%	Rosneft, BP, OIL, IOCL

Israel

Exploration Block	Operator	BPCL Stake	Partners
Block 32	ONGC Videsh	25%	IOCL, OIL

1. BPCL's effective stake held through 50:50 JV with Videocon.
2. BPCL's effective stake held through SPV with OIL & IOCL
3. BPCL's effective stake held through SPV with ONGC Videsh & IOCL

Highly Experienced Management Team

The senior management team has in-depth knowledge and extensive experience in the Oil and Gas industry.

Best in Class Management Team in Place



Mr. D Rajkumar, Chairman & Managing Director

- 32 years of experience, out of which almost 15 years of board experience as MD of BPCL's JV and subsidiary companies
- Has experience in marketing, to pipeline projects and across the integrated upstream and downstream oil sector



Mr. N. Vijayagopal, Director Finance

- He has vast experience of 31 years in financial management and is a member of the Institute of Chartered Accountants of India and a Bachelor of Law.
- He has experience in Treasury Management, Risk Management, Taxation and Budgeting, Fund Management etc.



Mr. R Ramachandran, Director Refineries

- Almost 34 years of industry experience
- Has previously held the post of MD, Bharat Oman Refineries and has experience across Refinery Operations, Product Planning, Technical Services, Project Conceptualization, and Project Financing



Mr. K Padmakar, Director Human Resources

- Over 33 years of experience with BPCL
- He has had experience across HR and ERP functions



Mr. Arun Kumar Singh, Director Marketing

- Over 33 years of industry experience in Oil Marketing
- Director on boards of Indraprastha Gas Ltd. and Bharat Gas Resources Ltd.
- He has headed functions like Pipelines, Supply Chain Optimization, Retail Business Unit, LPG Business Unit, Central Procurement etc.

Numerous Awards & Recognition

Awarded 'Maharatna' Status

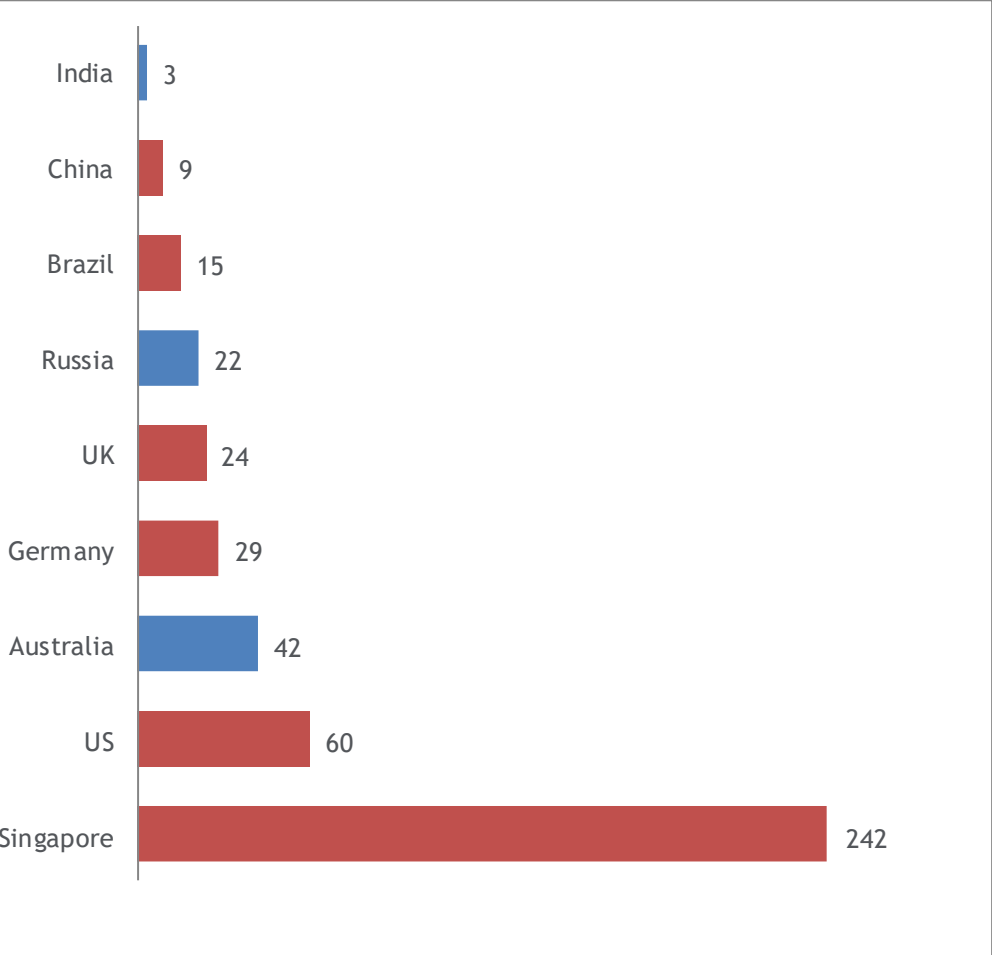


3. Industry Overview

India – Attractive Industry Dynamics

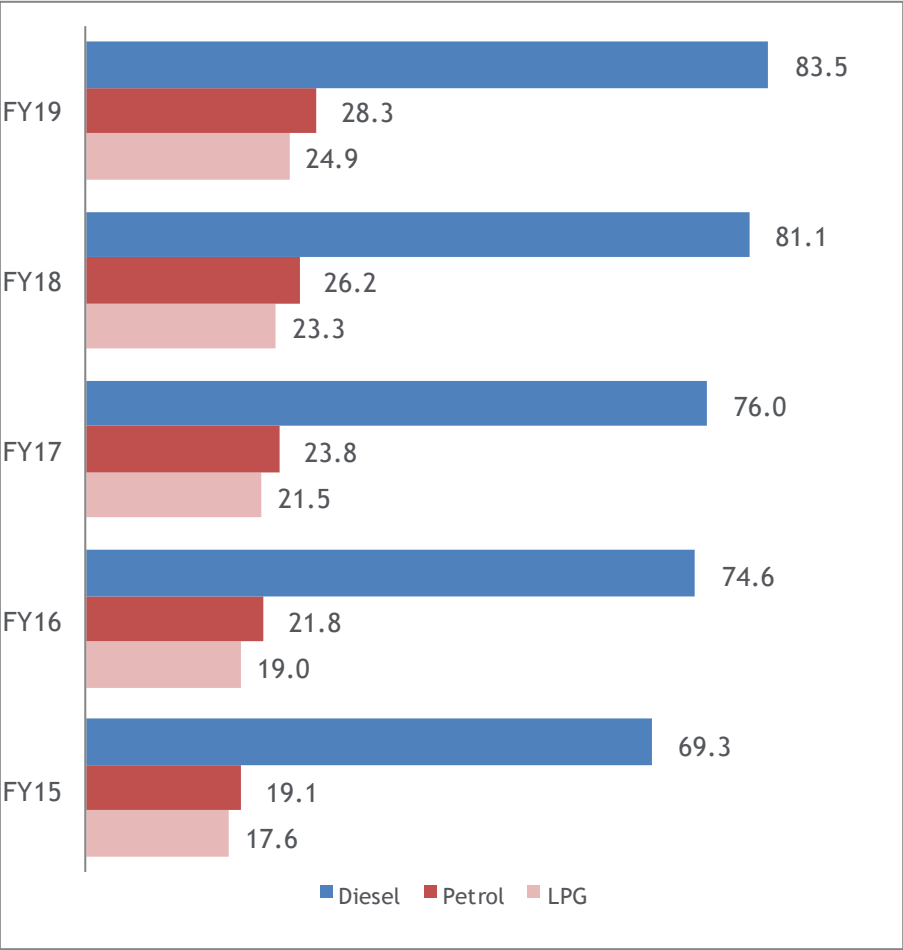
Significant potential for domestic O&G companies given low per-capita oil consumption and growing demand.

Per Capita Oil Consumption
bbl/day per 1,000 People



Source: Oil Consumption from BP Statistical Review 2016, Population from World Bank, Estimates 2015

India Oil Demand
Million Tonnes



Source: PPAC

Indian Oil Industry

Positive Policy actions

- Petrol Prices De-regulated completely
- Gasoil (Retail) – Deregulation announced effective 19th October 2014
- Gasoil – Bulk sales completely deregulated since January 2013
- Restricted supply/Targeted subsidies for cooking fuel products
- LPG DBTL scheme - Domestic LPG fully enrolled
- SKO PDS DBTK scheme – launched on pilot basis in 4 districts and now implemented in the state of Jharkhand
- Govt. has consistently compensated OMCs including BPCL for under recoveries and ensured reasonable profitability

Strategic position in the Indian economy with way to deregulation of fuel sector in the country



Thank You